

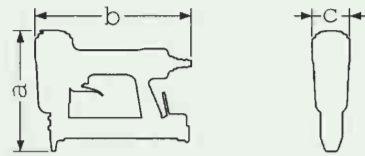
Esperienza e tecnologia avanzata nel settore del fissaggio  
*Experience and advanced technology in fastening industry*



NIKEMA srl, Via Gramsci 227/B - 40010  
Sala Bolognese (Bologna) - Italia  
Tel. +39-051-6814293 - Fax: +39-051-6814084  
email: info@nikema.it - commerciale@nikema.it  
www.nikema.it

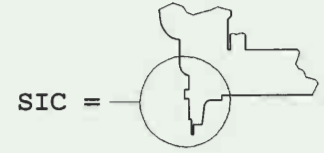
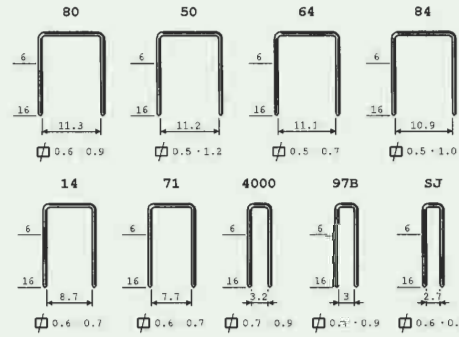


**M10**



	<b>M10</b>	
a (mm) :	155	
b (mm) :	222	
c (mm) :	44	
	820	

**M10**



SIC =

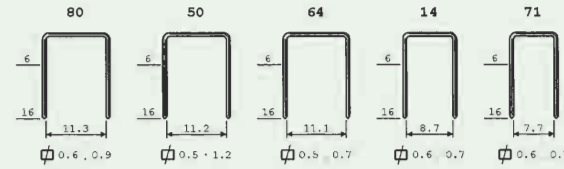
Con Sicura  
With Safety

**M10**



	<b>AUTO</b>	<b>499</b>
a (mm) :	155	160
b (mm) :	222	222
c (mm) :	48	44
	860	850

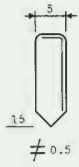
**AUTO**



**499-03**



**499-05**



**M10**



**M 10 CL**



	<b>BL50</b>	<b>CL</b>	<b>AUTO CL</b>
a (mm) :	216	155	155
b (mm) :	222	337	337
c (mm) :	44	44	48
	950	980	1030

**BL50**

Becco Lungo  
Long Nose

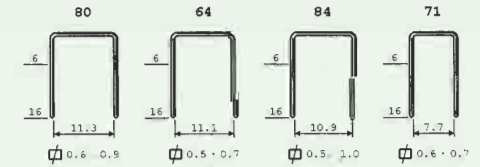
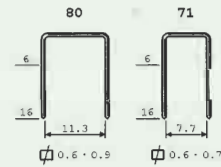
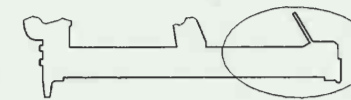
BL =



**CL - AUTO CL**

Carrello Lungo  
Long Magazine

= CL

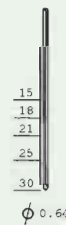


**M10**



	<b>6/30</b> <b>8/30</b>	<b>6-MG/30</b>	<b>8-MG/30</b>
a (mm) :	186	186	186
b (mm) :	232	232	232
c (mm) :	44	44	44
	1020	1020	1020

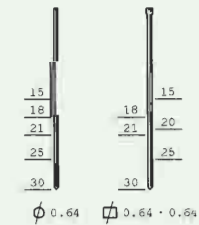
**6/30**



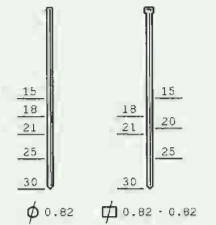
**8/30**



**6-MG/30**



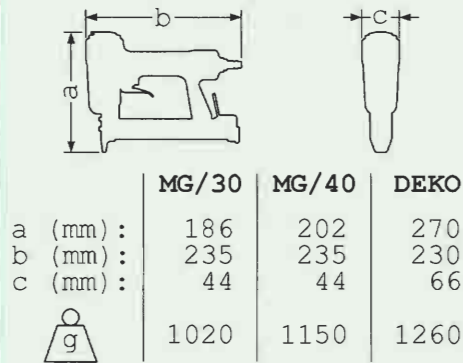
**8-MG/30**



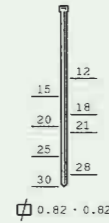
### M10



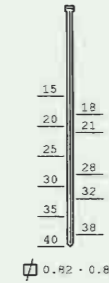
### M 10 DEKO



### MG/30



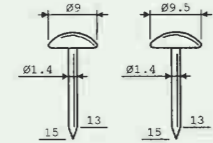
### MG/40



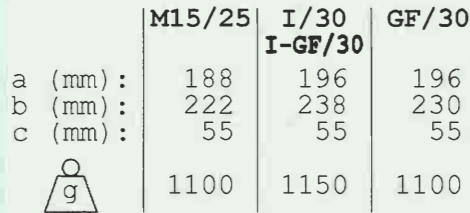
### DEKO 6.5



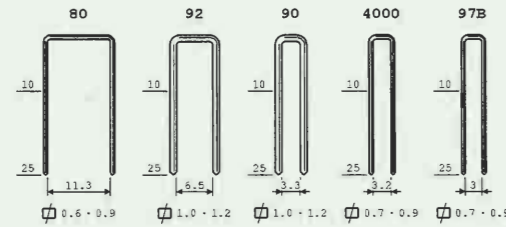
### DEKO 9.5



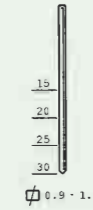
### M15



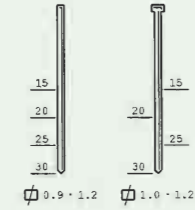
### M15/25



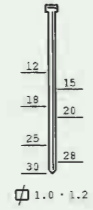
### I/30



### I-GF/30



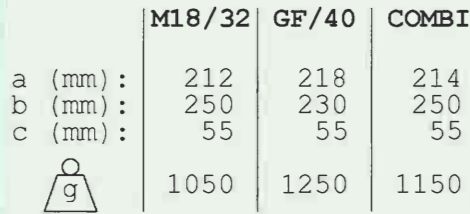
### GF/30



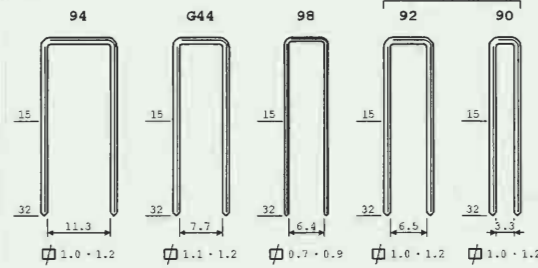
### M18



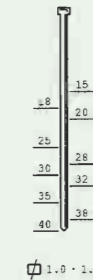
### M 18 BL50



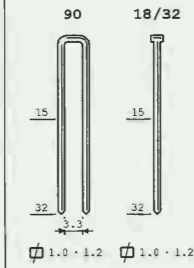
### M18/32



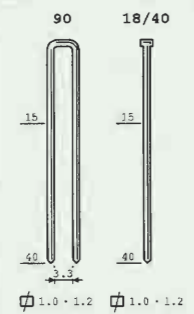
### GF/40



### COMBI 30



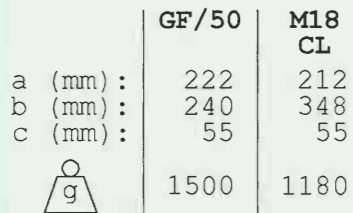
### COMBI 40



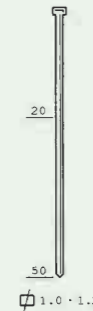
### M20



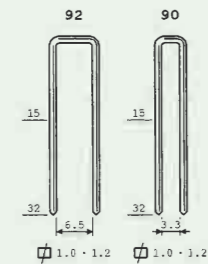
### M 18 CL



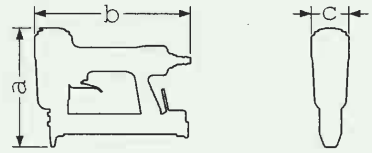
### GF/50



### CL

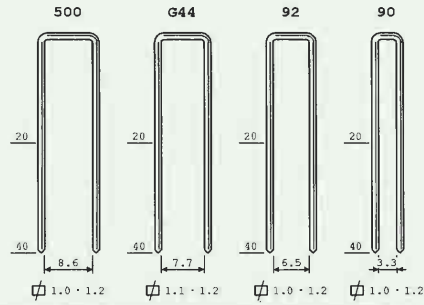


### M30

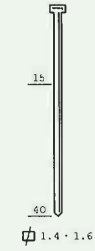


	M30/40	FN/40	FNT/40
a (mm) :	225	227	227
b (mm) :	273	355	355
c (mm) :	65	65	65
	1400	1650	1650

### M30/40



### FN/40



### FNT/40

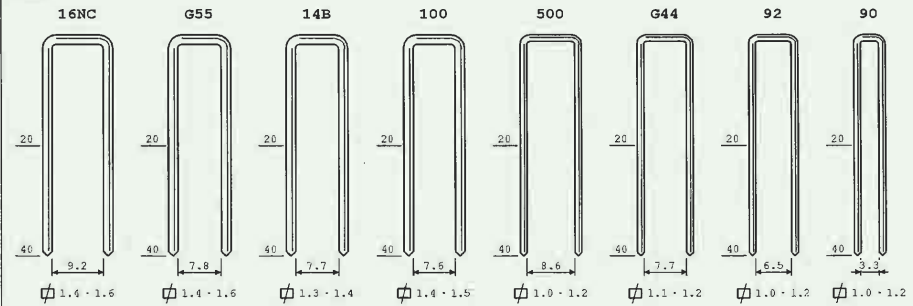


### M40

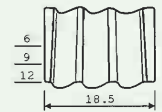


	M40	F/2-12
a (mm) :	242	242
b (mm) :	285	280
c (mm) :	80	80
	1720	2040

### M40



### F/2-12

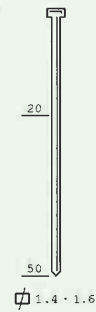


### M40

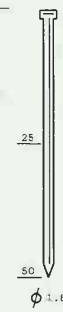


	FN/50	FNT/50 TN/50	FN/65
a (mm) :	252	252	256
b (mm) :	284	364	284
c (mm) :	80	80	80
	2100	2000	2200

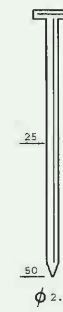
### FN/50



### FNT/50



### TN/50



### FN/65

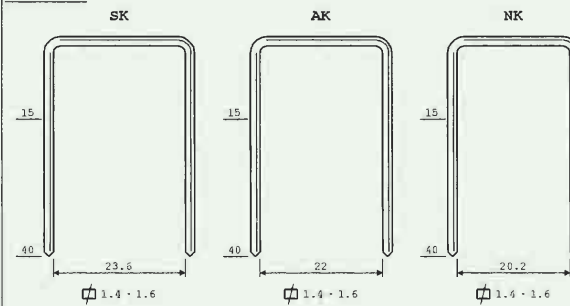


### M42

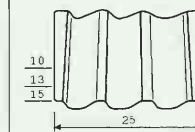


	M42	F/3-15	M70 CF/25
a (mm) :	240	242	312
b (mm) :	346	280	462
c (mm) :	80	80	102
	2000	2350	3950

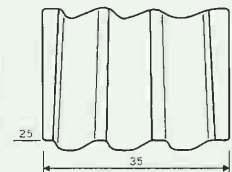
### M42



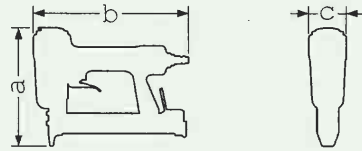
### F/3-15




### CF/25

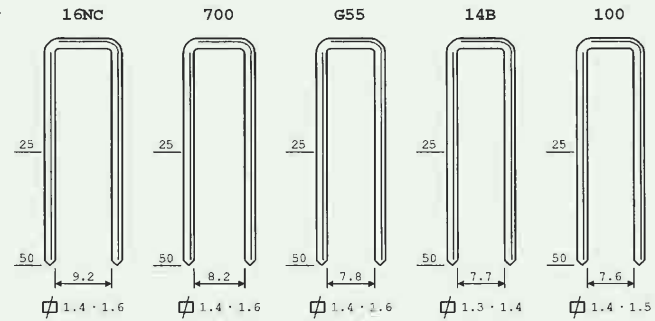


### M50

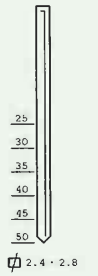


	M50	PINS/50
a (mm) :	282	267
b (mm) :	362	368
c (mm) :	86	86
 g	2340	2540

### M50




### PINS/50

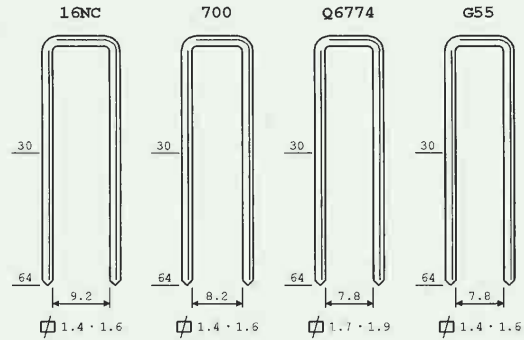


### M50

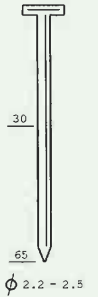


	M50/65	TN/65
a (mm) :	305	305
b (mm) :	362	368
c (mm) :	86	86
 g	2480	2650

### M50/65




### TN/65

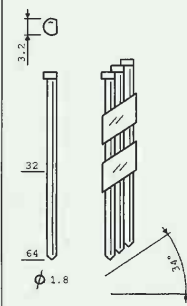


### M45




	AB/64
a (mm) :	302
b (mm) :	330
c (mm) :	130
 g	2300

### AB/64

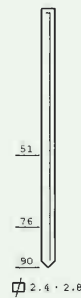



### M90



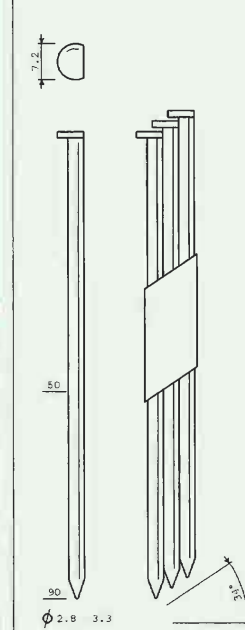
	PINS/90
a (mm) :	364
b (mm) :	367
c (mm) :	102
 g	4050

### PINS/90

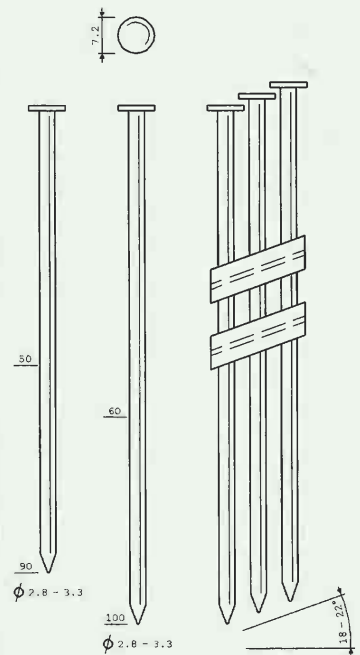


	HN/90	RNS/90	RNS/100
a (mm) :	372	364	364
b (mm) :	475	524	524
c (mm) :	170	170	170
 g	3720	3800	3820

### HN/90



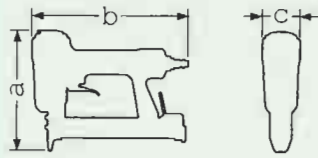
### RNS/90 /100



### M90

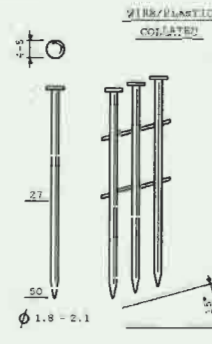


**M45**

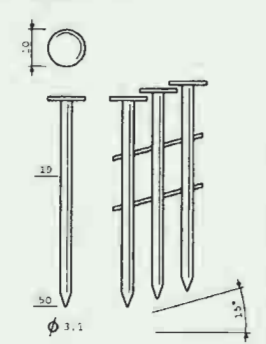


	M35 CN/50	CNR/50
a (mm) :	288	287
b (mm) :	232	274
c (mm) :	112	115
g	1470	2700

**CN/50**



**CNR/50**

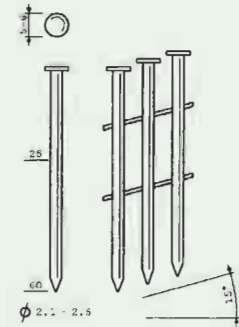


**M45**



	CN/60
a (mm) :	280
b (mm) :	274
c (mm) :	134
g	2430

**CN/60**

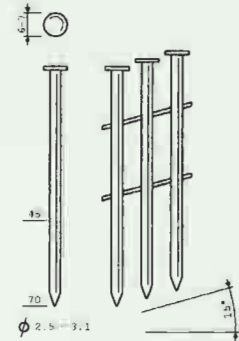


**M55**



	CN/70
a (mm) :	350
b (mm) :	274
c (mm) :	134
g	2850

**CN/70**

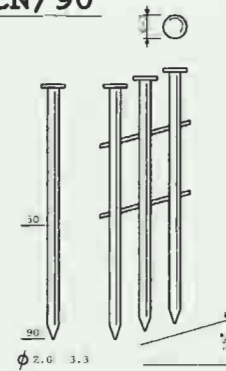


**M90**

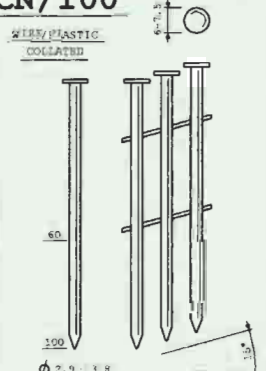


	CN/90	M100 CN/100
a (mm) :	375	380
b (mm) :	324	370
c (mm) :	130	130
g	3500	5000

**CN/90**



**CN/100**



**M100**



	RNS/130
a (mm) :	440
b (mm) :	585
c (mm) :	160
g	6500

**RNS/130**

